




# STONETECH<sup>®</sup>

## STONE, TILE & GROUT CARE SOLUTIONS

### Protect



### Clean



### Transform



Protect your investment  
and preserve the  
beauty of your surface.

Protect your investment for years to come with  
STONETECH® surface care products.

STONETECH offers reliable, high quality and  
safe water-based and low VOC care and  
maintenance solutions to **protect, clean** and  
**transform** your stone, tile, masonry and grout.

Keep surfaces looking as beautiful as the day  
they were installed.




# Protect




Protect your investment from stains.

STONETECH® natural look penetrating sealers protect your stone, tile or grout from tough stains and keeps them looking new longer, without changing the look of the surface. Without the proper protection, porous surfaces are susceptible to damage caused by common oil and water-based liquids. Prevent unsightly stains with STONETECH sealers.



**Before**

Liquid penetrates and stains



**After**

Liquid remains on the surface  
and can be wiped away

# Clean



## Formulated for cleaning stone, tile and grout.

Many all-purpose cleaners are too acidic or alkaline — which can degrade your stone's sealer, leave it susceptible to staining, and even etch the surface. STONETECH cleaners are specially formulated to help you properly care for your stone, tile and grout. This complete line includes products for gentle, daily cleaning, as well as heavy-duty problem solvers for tougher cleaning projects.



**Before**  
Built-up grime



**After**  
Restored beauty

# Transform



Restore lustre and enhance stone's natural beauty.

Whether you want to restore the lustre to polished stone, or bring out the surface's colour, depth and beauty, there is a range of STONETECH enhancing products to suit your specific needs. STONETECH 2-in-1 enhancing sealers can bring out the stone's richer, deeper colour with or without more shine — all while protecting your surface.



**Before**  
Dull appearance



**After**  
Deeper tones



STONETECH®

Product Selector by

Surface Type

Product Selection by Surface Type			Surface Type													
			Water Based	Granite	Marble	Limestone	Travertine	Quartzite / Bluestone / Sandstone	Slate	Saltillo / Terracotta	Clay Brick	Concrete / Masonry	Quartz / Engineered Stone	Ceramic / Porcelain Tile	Grout	Stainless Steel
Protect	General-Use	STONETECH® BULLETPROOF® SEALER	X	X	X	X	X	X	X	X	X			X		
	Heavy Duty Exterior	STONETECH® HEAVY DUTY EXTERIOR SEALER		X	■	X	X	X	X	■	X	X				
	Specialty	STONETECH® CONCRETE SEALER	X									X				
Clean	Daily Cleaners	STONETECH® REVITALIZER® CLEANER & PROTECTOR	X	X	X	X	X	X	X	X				X		
		STONETECH® STONE & TILE CLEANER	X	X	X	X	X	X	X	X	X	X	X	X	X	
	Heavy Duty Cleaners & Problem Solvers	STONETECH® KLENZALL™ CLEANER	X	X	X	X	X	X	X	X	X	X		X	X	
		STONETECH® RESTORE™ ACIDIC CLEANER	X	X	●	●	●	X	X	X	X	X	X	X	X	
		STONETECH® CLEANER ACID	X*											X		
		STONETECH® EPOXY GROUT HAZE & COATING STRIPPER	X	X				X	X	X	X	X		X	X	
		STONETECH® MOLD & MILDEW STAIN REMOVER	X	X	X	X	X	X	X	X	X	X	X	X	X	
Transform	Enhancing Sealers	STONETECH® ENHANCER PRO® SEALER		●	●	X	X	X	X	■	X	X		X		

● Can be used only if the surface is NOT polished or finely honed. Okay for textured, opaque, or antiqued finishing. ■ It is recommended to conduct a test area to ensure desired results due to variation in surface. (X\*) with water-soluble solvents.

NOTES: Please call LATICRETE Technical Support for advice on sensitive material and product recommendations.



# Care & Maintenance Tips



## Prevent spills from staining

Stone, tile and grout can vary in porosity. Common food and beverage spills can absorb into the surface and leave permanent stains. Prevent stains using a sealer such as STONETECH® BULLETPROOF SEALER which provides maximum stain protection on the most porous surfaces. Coasters, trivets, rugs and mats are always recommended.



## Use cleaners made for stone

Avoid using all-purpose cleaners not specifically designed for stone. Some all-purpose cleaners (i.e. bathroom, grout and tub cleaners) may contain acid (vinegar) or alkaline (bleach or ammonia). STONETECH STONE & TILE CLEANER is pH neutral and specifically formulated to properly clean stone, tile and grout.



## Consider a cleaner & protector

For heavily used countertops or dense stones, a 2-in-1 cleaner and sealer such as STONETECH REVITALIZER™ CLEANER & PROTECTOR is a great option. It cleans common messes while protecting against water and oil-based stains.



## Bath & shower maintenance

Mineral deposits, soap scum, mould and mildew can quickly build up in wet areas such as the bath and showers. Frequent cleaning with STONETECH STONE & TILE CLEANER or STONETECH REVITALIZER CLEANER & PROTECTOR and using a squeegee or dry cloth after each use will minimize residues.

Visit [www.laticrete.eu](http://www.laticrete.eu) for additional information.

# Frequently Asked Questions (FAQ)

## Why does my granite stain?

Granite is like any other natural stone—it can be porous and absorbent. Stone that has swirls and/or veins, or granite with smaller-sized crystals, tends to be more absorbent and more likely to stain.

## Why should I seal my natural stone, tile and grout?

Protected surfaces will be easier to clean, less likely to stain and help to preserve your surface for years to come.

## How can I tell if my stone has already been sealed?

Simply apply a drop of water at least 13 mm in diameter to the top of the stone and let it stand for at least 5 minutes. If, after 5 minutes, the stone does not darken, then your stone has most likely been sealed.

## Is one coat of sealer enough for natural stone?

When sealing dense stone, one coat should be sufficient. Most stone and grout, however will require at least two coats of sealer.



## Will STONETECH® sealers change the look of my countertop?

STONETECH natural look penetrating sealers with yellow labels create an invisible shield in the stone that protect against stains without darkening or changing the stone's appearance. STONETECH enhancing sealers, however, deepen the colour, seal the stone and are clearly marked with a red label.


## How can I clean mildew off of the grout in my shower?

Depending on the surface, and the amount of mildew we recommend using STONETECH MOLD & MILDEW STAIN REMOVER.

## Why use water-based sealers?

STONETECH water-based sealers deliver superior performance, are low odour, non-flammable, have fewer fumes (lower VOC) than solvent-based sealers and thus better for you and the environment.





Questions? We're here to help.

For questions on how to care for your surface, please contact:

[technicalservices@laticreteeurope.com](mailto:technicalservices@laticreteeurope.com) | +39 059 535540



**LATICRETE Europe S.r.l. a socio unico**  
**Via Paletti, snc ■ 41051 Castelnovo Rangone (MO) ■ Italy**  
**Tel. +39 059 535540 ■ [www.laticrete.eu](http://www.laticrete.eu)**

T-3905EU-0121 ©2021 LATICRETE International, Inc. All trademarks shown are the intellectual properties of their respective owners.